



**TRANSPORT
UK**

Version 2.01 (June 2024)

Battersea Depot

Route Guide **211**



DRIVING HOURS

| DRIVING HOUR RULE | LEGAL LIMIT | COMPANY RULE |
|---------------------------------|---|---|
| Continuous driving in one spell | 5 ½ hours (330 Minutes) | 5 ½ hours (330 minutes) – call iBus at 270 & 300 minutes per driving spell |
| Total driving in a day | 10 hours (600 minutes) | 9 ½ hours (570 minutes) – call iBus at 540 minutes |
| Total hours worked in a day | 16 hours (960 minutes) | 14 hours (840 minutes) |
| Consecutive days worked | 13 days & then 24 hours rest | 13 days & then 1 whole calendar days rest |
| Rest between duties | 10 hours (600 minutes) (can be reduced 3 times per week) | 10 hours minimum |

**DO NOT FORGET TO SIGN ON & OFF
FOR YOUR DUTY**

**Drivers must carry their
driving licence and DQC cards
with them at all times.**

NRM Cab familiarisation

LED Warning Lights



1. Stop. If this light comes on, stop immediately but safely



2. Low air pressure



3. ABS Braking System



4. Headlights on – Low



5. Left Indicator on



6. Check at the next stop



7. Parking brake is applied



8. Door brake status



9. Headlights on – Full



10. Right Indicator on



11. Speedometer



12. Keypad to navigate LCD Display area

Vehicle Filler Locations

1. Engine Oil
2. Engine Coolant
3. Hybrid Coolant
4. Adblue
5. Diesel
6. Steering Fluid
7. Screen Wash
8. Battery Coolant












If any of the following symbols appear, you should proceed with caution and report the fault on your Vehicle Defect Card.

| Icon | Description |
|--|---|
|  | Transmission fault amber warning |
|  | Power steering oil level low warning |
|  | Fan oil level low warning |
|  | Battery voltage low or BPS system activated warning |
|  | Fuel level low warning |
|  | Engine ECU fault amber warning |
|  | Engine emission fault amber warning |
|  | EBS fault amber warning |
|  | Compressor fault warning |
|  | Power steering fault warning |
|  | Kneeling inhibit warning |
|  | Crew mode warning |
|  | Coolant level low warning |
|  | Door override warning |
|  | HV battery critically discharged |
|  | HV battery low capacity |
|  | MUX warning |
|  | Windscreen washer bottle level low warning |
|  | Oil level warning |
|  | Oil warning |
|  | DICO warning |

| Icon | Description |
|---|--|
|  | ECAS fault amber warning |
|  | Brake lining wear sensor warning |
|  | Water in fuel warning |
|  | AdBlue tank level low warning |
|  | Vehicle not at correct ride height warning |
|  | Rear fog light active warning |
|  | Engine rear start mode warning |
|  | Engine hatch open warning |
|  | HV over-temp warning |
|  | HV over-voltage warning |
|  | HV battery off (DE mode) warning |
|  | HV battery module lost warning |
|  | HV battery BMU timeout warning |
|  | Time approaching shutdown warning |
|  | E-Stop warning |
|  | HV battery contactor fault |
|  | Motor1 warning |
|  | Generator warning |
|  | Drive System warning |
|  | Drive Coolant warning |

If any of the following symbols appear, you should proceed with caution and stop at a safe location, turning off the engine to prevent damage and call ibus.

| Icon | Description |
|--|--|
|  | Air pressure circuit 1 low (extinguished when air pressure is built up) |
|  | Air pressure circuit 2 low (extinguished when air pressure is built up) |
|  | Engine Oil pressure low warning |
|  | Engine coolant level low warning |
|  | Engine coolant temperature high warning |
|  | Engine compartment temperature high warning |
|  | Brake pedal error warning |
|  | Compressor stop warning |
|  | Power steering stop warning |
|  | DICO stop warning |
|  | Motor 1 inverter stop warning |
|  | Generator inverter stop warning |
|  | Drive system stop warning |
|  | Generator charging error warning |


| Icon | Description |
|---|---|
|  | Engine ECU fault red stop warning |
|  | EBS fault red stop warning |
|  | Multiplex fault red stop warning |
|  | Battery charge error warning |
|  | Fuel level sensor warning |
|  | Electrical compartment temperature high warning |
|  | Drive coolant temp high warning |
|  | Fuel level critical warning |
|  | LV battery warning |
|  | Engine protection fault warning |
|  | HV battery contactor fault |
|  | Drive coolant low warning |
|  | Vehicle approaching shutdown |
|  | ECAS Red stop warning |

TWO HANDS ON THE WHEEL


Please remember to keep two hands on the wheel at all times.

Under **NO CIRCUMSTANCES** will one handed driving be tolerated.

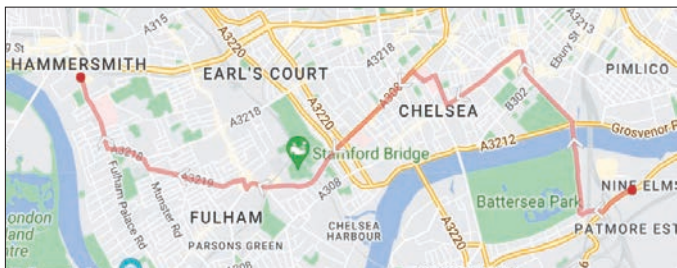
If found to be using one hand while being assessed this is an automatic 3A or above.



- No reading of newspaper
- No completing log card or other paperwork
- No eating or drinking

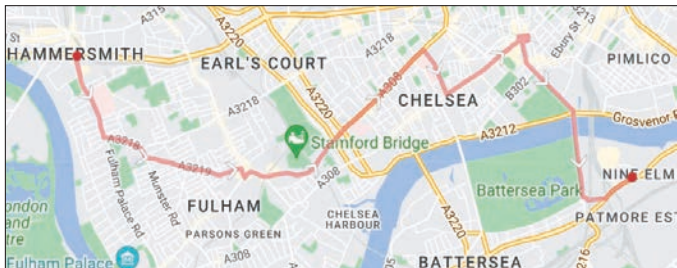


Route 211



Towards Hammersmith Bus Station

Pump House Lane, Battersea Park Road, Prince of Wales Drive, Queen's Circus, Queenstown Road, Chelsea Bridge, Chelsea Bridge Road, Lower Sloane Street, Sloane Square, King's Road, Sydney Street, Fulham Road, Fulham Broadway, Fulham Road, North End Road, Daves Road, Munster Road, Lillie Road, Fulham Palace Road, Hammersmith Bus Station High Level.



Towards Battersea Power Station

Hammersmith Bus Station High Level, Fulham Palace Road, Lillie Road, Munster Road, Daves Road, North End Road, Fulham Road, Fulham Broadway, Fulham Road, Sydney Street, King's Road, Sloane Square, Lower Sloane Street, Chelsea Bridge Road, Chelsea Bridge, Queenstown Road, Queen's Circus, Prince of Wales Drive, Battersea Park Road, Prince of Wales Drive, Battersea Park Road, Pump House Lane.

Route 211 towards Hammersmith Bus Station

- 
- **Battersea Power Station**
 - Battersea Park Station
 - Sopwith Way
 - Battersea Park / Chelsea Gate
 - Lister Hospital
 - Royal Hospital Chelsea
 - Royal Hospital Road
 - Sloane Square Underground Station
 - Duke of York Square
 - Walpole Street
 - Markham Street
 - Chelsea Old Town Hall
 - Sydney Street /
Chelsea Old Town Hall
 - Cale Street /
Royal Brompton Hospital
 - Royal Brompton Hospital /
Royal Marsden Hospital
 - Old Church Street
 - Fulham Road / Beaufort Street
 - Chelsea and Westminster Hospital
 - Edith Grove
 - Hortensia Road
 - Chelsea Football Club
 - Fulham Broadway
Underground Station
 - Fulham Broadway
 - North End Road
 - Shorrols Road
 - Sherbrooke Road
 - Munster Road
 - Fulham Cross
 - Greyhound Road
 - Charing Cross Hospital
 - Hammersmith Broadway
 - **Hammersmith Bus Station**

Route 211 towards Battersea Power Station

- 
- Hammersmith Bus Station**
 - Hammersmith Broadway
 - Charing Cross Hospital
 - Greyhound Road
 - Bothwell Street
 - Munster Road / Fulham Cross
 - Hannell Road
 - Sherbrooke Road
 - Shorrols Road
 - North End Road
 - Fulham Broadway
 - Fulham Broadway Underground Station
 - Chelsea Village
 - Chelsea Football Club
 - Hortensia Road
 - Edith Grove
 - Chelsea and Westminster Hospital
 - Fulham Road / Beaufort Street
 - Old Church Street
 - Royal Brompton Hospital /
Royal Marsden Hospital
 - Cale Street /
Royal Brompton Hospital
 - Sydney Street /
Chelsea Old Town Hall
 - Chelsea Old Town Hall
 - Markham Street
 - Duke of York Square
 - Cadogan Gardens / Sloane Square
 - Sloane Square Station /
Lower Sloane Street
 - Royal Hospital Chelsea
 - Ebury Bridge Road /
Chelsea Bridge Road
 - Lister Hospital
 - Battersea Park / Chelsea Gate
 - Sopwith Way
 - Battersea Dogs And Cats Home
 - Battersea Power Station**

Hammersmith Bus Station



REMEMBER – It is a legal and contractual requirement to switch off the engine when on any Bus Stand

Peak times there is heavy vehicle & pedestrian presence. Stand may get congested due to sharing with other routes.



Solution:

- Extreme Care and Caution
- Beware of complex unique traffic flow system
- Ensure mirror/blind spots checks are done
- Follow the 3 "Sees"

Dawes Road

HOT SPOT
2
HOT SPOT

Beware of sharp left at junction of North End Road and Dawes Road when approaching from the filter traffic lights – IN BOTH DIRECTIONS.

Solution:

- Care and Caution
- Ensure Mirror/blind spot checks are done
- Follow the 3 “Sees”
- Take slow and wide ensuring regular mirror checks are conducted



Fulham Road / Broadway

HOT SPOT
3
HOT SPOT



Beware of junction that meets Fulham Road – approach with caution. Huge vehicle and pedestrian presence. (Especially at peak hours or match games days).

Solution:

- Follow the 3 “Sees”
- Slow and Steady
- Regular Mirror Checks



King's Road

HOT SPOT
4
HOT SPOT



Care and caution at this location. Popular shopping district with large number of vehicle and pedestrian presence. Also heading towards Battersea Power Station,

as you come off Sloane Square take wide berth onto Lower Sloane Square due to bell. Possible body / ramp damage if not observed.

Solution:

- Care and caution
- Forward planning is essential here
- Beware of bell
- Follow the 3 "Sees"

Hammersmith Bus Station

HOT SPOT
5
HOT SPOT



Multiple hazards at this location. Care and caution at this busy location. Large vehicle and pedestrian presence.

REMEMBER – It is a legal and contractual requirement to switch off the engine when on any Bus Stand

Solution:

- Extreme Care and Caution
- Keep to the 5mph speed limit
- Follow the 3 "Sees"

THE **THREE “SEES”**



See 3

Keep 3 seconds
between you and
the vehicle in front

See More

Read the road
ahead and plan



See Mirror

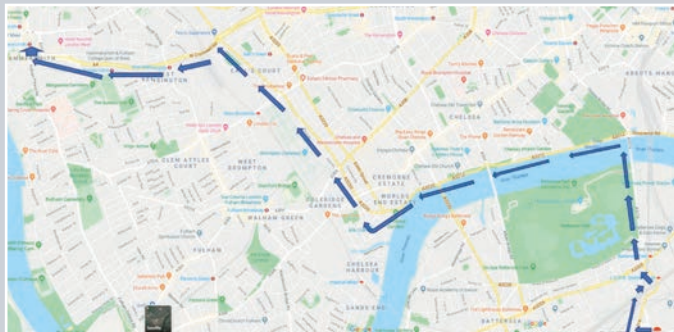
Properly check your
mirrors before every
manoeuvre

SEE 3, SEE MORE, SEE MIRROR

Light Running

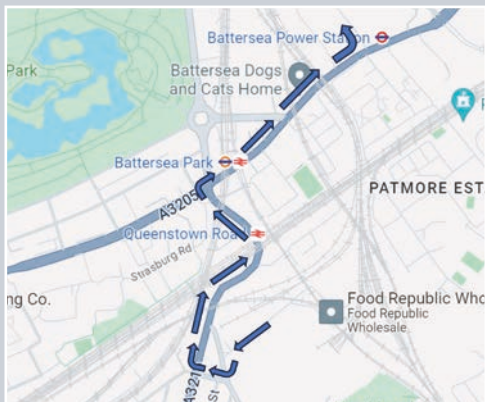
Depot To Hammersmith Bus Station

Queenstown Road, Chelsea Bridge, Chelsea Embankment, Cremorne Road, Finborough Road, Warwick Road, West Cromwell Road, Talgarth Road (A4), Queen Caroline Street, Hammersmith Bus Station North Entrance.



Depot to Battersea Power Station

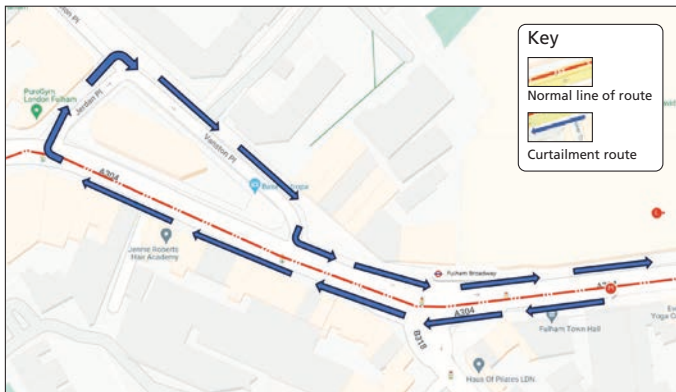
Stewarts Lane, Broughton Street, Queenstown Road, Battersea Park Road, Pump House Lane.



Curtailment Points

- Fulham Broadway Station, From Battersea Power station
- Chelsea Worlds End, From Hammersmith Bus Station
- Chelsea Worlds End, From Battersea Power Station
- Sloane Square, From Hammersmith Bus Station
- Sloane Square, From Battersea Power Station

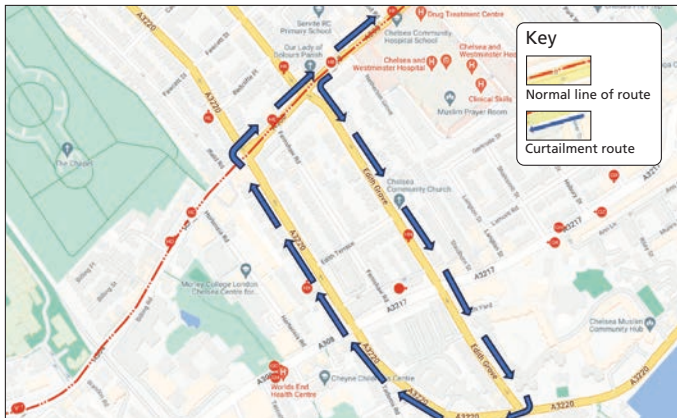
Fulham Broadway (Towards Hammersmith)



Details of Curtailment route

- Buses proceed from Fulham Road, Setting down at Bus Stop M (Fulham Broadway Station).
- Continue along normal line of route, turning right into Jordan Place.
- Follow the one way system, turning right at the end onto Vanston Place.
- At the end of the road turning left back on to Fulham Road.
- Pick up at Bus Stop L (Fulham Broadway Station).

Chelsea World's End (From Battersea)



Details of Curtailment route

- Buses proceed from Fulham Road, setting down at bus stop HB.
- Turn immediate right onto Edith Grove, and follow road to the end.
- Turn right on to Gunter Grove (A3220) and continue along until you can turn right to rejoin Fulham Road.
- Pick up at bus Stop HF.

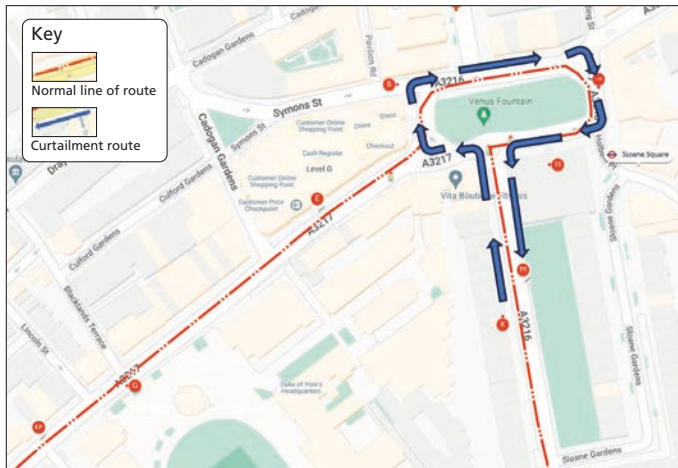
Chelsea World's End (From Hammersmith)



Details of Curtailment route

- Buses proceed from Fulham Road, setting down at bus stop HD.
- Continue along normal line of route, then turn right onto Edith Grove, and follow road to the end.
- Turn right on to Gunter Grove (A3220) and continue along until you can turn left to rejoin Fulham Road.
- Pick up at bus Stop HC.

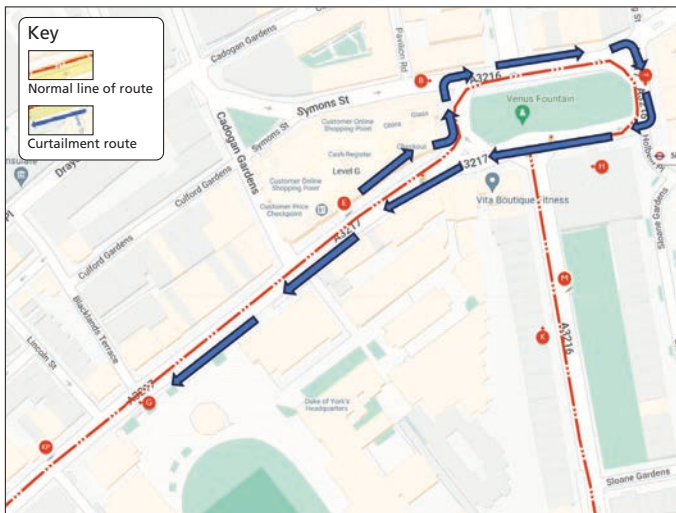
Sloane Square (From Battersea)



Details of Curtailment route

- Set down in Lower Sloane Street, Bus Stop K.
- Circumnavigate Sloane square back onto Lower Sloane Street, picking up at Bus Stop M.






Sloane Square (From Hammersmith)



Details of Curtailment route

- Set down on King's Road, Bus Stop E.
- Circumnavigate Sloane Square, back onto the King's Road.
- Pick up at Bus Stop G.

Route 211 – Points of Interest

- Hammersmith Bus Station   
- Charing Cross Hospital 
- Fulham Broadway Station 
- Chelsea Village/ Chelsea Football Club 
- Chelsea and Westminster Hospital 
- Sloane Square Station 
- Royal Brompton Hospital / Royal Marsden Hospital 
- Chelsea Flower Show Show
(Annual Flower Show – Usually in May)
- Battersea Cats & Dogs Home 
- New Covent Garden Market 
- Battersea Power Station 

Battersea Depot Contact Details

iBus Contact Number – 020 3862 7441

Lost Property Number (08:00 – 16:00) – 0207 788 8701

Central Duty Manager Contact Numbers

020 3034 1963 | 020 3034 1964 | 020 3034 1965